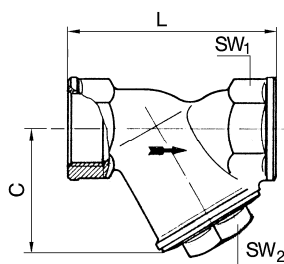


Suitable for domestic water services, heating and air conditioning plants or compressed air systems.
Not suitable for steam.

Housing	Bright brass
Head piece	Bright brass
Screen	Stainless steel
Sealant	NBR O-ring
Standard thread	G thread acc. to ISO 228-1, tolerance class B
Operating temperature	-20 °C to 110 °C



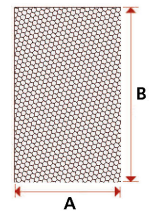
60-3 M

Dirt strainer, sieve insert stainless steel, mesh width 0.5 mm and 0.8 mm

Art. No.	Type No.	Thread	DN	PN	C mm	L mm	a/f 1 mm	a/f 2 mm	Mesh size mm
105688	60-1 M	G 1/4	8	20	40.0	55.0	18	20	0.5
105689	60-2 M	G 3/8	10	20	40.0	55.0	21	20	0.5
105690	60-3 M	G 1/2	15	20	40.0	58.0	25	20	0.5
105691	60-4 M	G 3/4	20	20	48.0	70.0	31	27	0.5
105692	60-5 M	G 1	25	20	56.0	87.0	38	32	0.5
105693	60-6 M	G 1 1/4	32	20	64.0	96.0	47	36	0.5
105694	60-7 M	G 1 1/2	40	20	73.0	106.0	57	38	0.5
105695	60-8 M	G 2	50	20	89.0	126.0	67	46	0.5
140984	60-9 M	G 2 1/2	65	16	105.0	150.0	85	48	0.8
140985	60-10 M	G 3	80	16	120.0	169.0	99	55	0.8
126304	60-11 M	G 4	100	16	162.0	219.0	125	100	0.8

Dirt strainer, sieve insert stainless steel, mesh width 0.2 mm

Art. No.	Type No.	Thread	DN	PN	C mm	L mm	a/f 1 mm	a/f 2 mm	Mesh size mm
140986	60-1 M-0,2	G 1/4	8	20	40.0	55.0	18	20	0.2
140987	60-2 M-0,2	G 3/8	10	20	40.0	55.0	21	20	0.2
140988	60-3 M-0,2	G 1/2	15	20	40.0	58.0	25	20	0.2
140989	60-4 M-0,2	G 3/4	20	20	48.0	70.0	31	27	0.2
140990	60-5 M-0,2	G 1	25	20	56.0	87.0	38	32	0.2
140991	60-6 M-0,2	G 1 1/4	32	20	64.0	96.0	47	36	0.2
140992	60-7 M-0,2	G 1 1/2	40	20	73.0	106.0	54	38	0.2
140993	60-8 M-0,2	G 2	50	20	88.5	126.0	67	46	0.2



Replacement screen for brass strainers, mesh width 0.5 mm and 0.8 mm

Art. No.	Type No.	Description	A mm	B mm
105696	62 M	For port size G 1/4, G 3/8, G 1/2	18.0	32.0
105697	63 M	For port size G 3/4	24.0	41.0
105698	64 M	For port size G 1	30.0	47.0
105699	65 M	For port size G 1 1/4	36.0	50.0
105700	66 M	For port size G 1 1/2	42.0	57.0
105701	67 M	For port size G 2	53.0	70.0
141017	68 M	For port size G 2 1/2	63.0	83.5
141018	69 M	For port size G 3	74.0	89.5
141019	70 M	For port size G 4	102.0	129.5



62 M

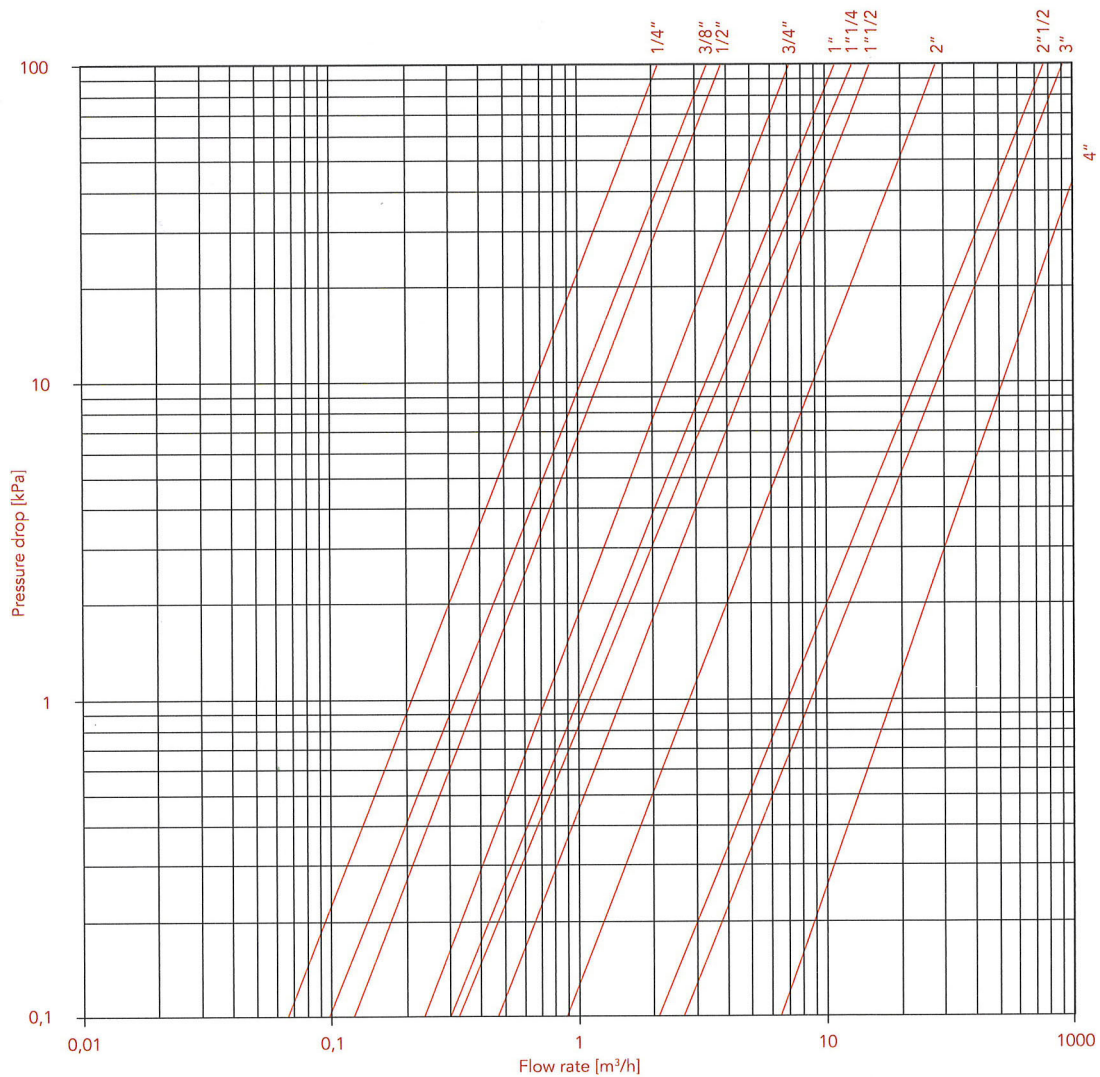
Replacement screen for brass strainers, mesh width 0.2 mm

Art. No.	Type No.	Description	A mm	B mm
141026	62 M-0,2	For port size G 1/4, G 3/8, G 1/2	18.0	32.0
141027	63 M-0,2	For port size G 3/4	24.0	41.0
141028	64 M-0,2	For port size G 1	30.0	47.0
141029	65 M-0,2	For port size G 1 1/4	36.0	50.0
141030	66 M-0,2	For port size G 1 1/2	42.0	57.0
141031	67 M-0,2	For port size G 2	53.0	70.0



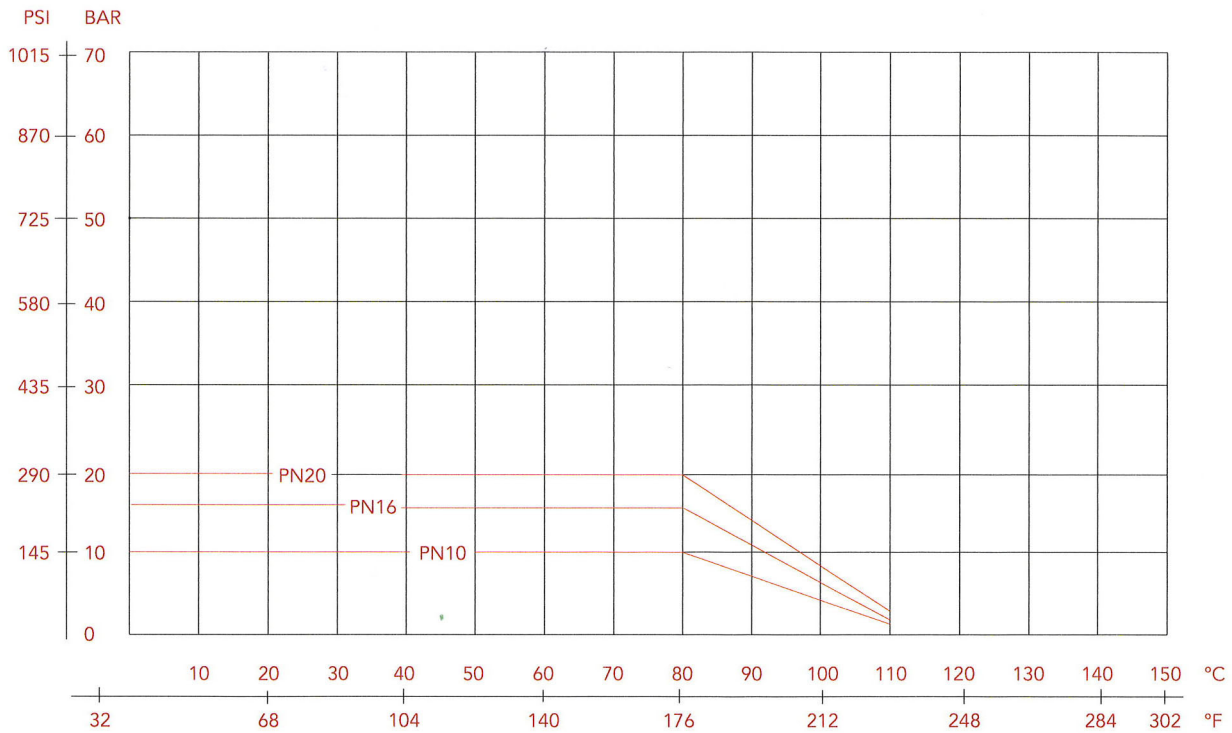
62 M-0,2

FLOW RATE AND PRESSURE DROP CHART WITH WATER



SIZE	1/4"	3/8"	1/2"	3/4"	1"	1"1/4"	1"1/2"	2"	2"1/2"	3"	4"
Kv	2,20	3,40	3,80	7,20	11	13	15	28	77	93	146

PRESSURE-TEMPERATURE DIAGRAM



The values shown by the dropping lines state the maximum limit of employment of the valves.
The shown valves are approximate.